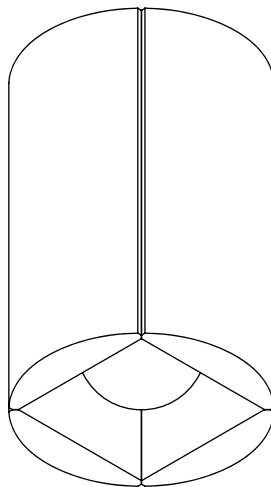




## PILLAR SURFACE

---



## WITHOUT WALL PLATE

Requires reducer (mud ring) installed by contractor.

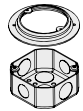
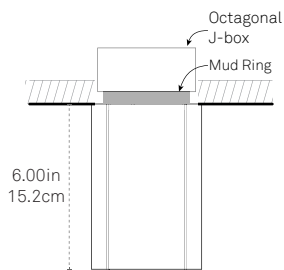
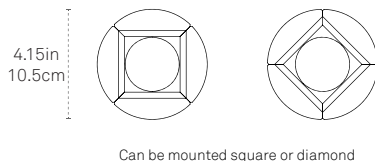


Diagram of Mud Ring on J-box

### SIDE



### BOTTOM



Can be mounted square or diamond

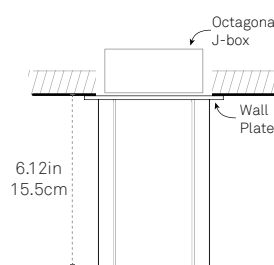
## WITH WALL PLATE

Requires 4"x4" octagonal J-box

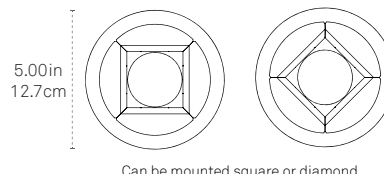


Diagram of Octagonal J-box

### SIDE



### BOTTOM



Can be mounted square or diamond



LED E12 Porcelain Bulb included

or



LED MR16 GU10 Bulb included

## SPECIFY PRODUCT OPTIONS:

### MODEL

PILLAR - SURFACE - XX - XX - XXX

### WOOD

--	--

### WALL PLATE

--	--

### BULB

--	--	--

### DESIGN

© 2024

### MATERIALS

LED, Sustainably Sourced and/or Reclaimed Wood, Polished Aluminum

### FEATURES

Damp Rated, PVC-Free

### CERTIFICATIONS



### ORIGIN OF MANUFACTURE

New York City, USA

### FIXTURE WEIGHT

2 lbs / 0.9 kg

### SHIPPING DIMENSIONS

Ships in a cardboard box. Dimensions and weight TBD based on order quantity.

### LIGHT SPECIFICATION

Various Bulb Options available. See "Bulb" Section of spec Sheet.

### WOOD

Clear White Oak

C W

White (salvaged NYC pin oak\*)

W W

Black (salvaged NYC pin oak\*)

B W

Custom

C U

\* When available, we salvage wood from NYC's fallen street and park trees to make our Pillar collection.

### WALL PLATE

None (Mud Ring required)

X X

White

W H

Matte Black

M B

Custom

C U

### BULB

LED Tala Sphere 1 (E12)  
2000k-2800k | 220LM | 3.8W  
Dim-to-Warm

D 2 W

LED MR16 w/ Louvers  
2700k | 600LM | 7.5W  
10° beam angle \*

2 1 0

LED MR16 w/ Louvers  
3000k | 600LM | 7.5W  
10° beam angle \*

3 1 0

LED MR16  
2700k | 600LM | 7.5W  
36° beam angle \*

2 3 6

LED MR16  
3000k | 600LM | 7.5W  
36° beam angle \*

3 3 6

\*Other color temperatures and beam angles available standard upon request. Soraa Vivid or Soraa Brilliant recommended.

